

Innolux Haftpromotor

2702

UV-adhesion primer for roller application, for the **industrial coating of furniture components**

PRODUCT DESCRIPTION

General

UV-curing primer for roller application for use on plastic; gives UV coating systems for roller application outstanding adhesion to the substrate when subjected to strong mechanical loading.

Special properties and standards

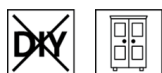


- **ÖNORM A 3800-1 (fire behaviour)**
In conjunction with a flame-retardant substrate:
flame-retardant, Q1, Tr 1



- **French ordinance DEVL1104875A**
Marking of construction coating products for their emission of volatile pollutants: A+

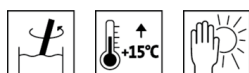
Application area



For industrial series coating of furniture components.
Application in combination with a suitable topcoat system.

PROCESSING

Processing instructions



- Please stir the product before use.
- The temperature of the product and object, and the room temperature must be at least + 15 °C.
- Protect the product from light and sunlight!
- Any change in the processing sequence, environmental conditions, non-observance of instructions or the use of products not listed may have an unfavourable effect on the result.
- Please observe our **ARL 210 - Working guidelines for Innolux coating systems**.

Application technique



	Roller coater
Applying device	Roll coating machine
Total quantity applied (g/m ²)	12 - 15

The product is ready to use.

The shape and surface condition of the workpiece as well as the type of application influence the actual consumption. Accurate values for consumption must be obtained by applying trial coats in advance.

UV curing



Immediate **UV-curing** without flashing off previously:

	Feed rate
	Partial gelling
Mercury lamp 80 - 120 W/cm ²	10 - 14 m/min

The adhesion promoter is cured together with the subsequent primer coat.

Cleaning the working equipment



8501



8505

With Waschverdünner (8501) or PUR-Spezial-Verdünner (8505) immediately after use.

SUBSTRATE

Type of substrate

Melamine resin boards
Coatable plastics

Substrate property

The substrate must be dry, clean, capable of holding the paint, free from separating substances such as grease, wax, silicone, resin etc. and free from wood dust, as well as tested for suitability for coating.

COATING SYSTEM

Pre-primer coat

1 x Innolux Haftpromotor (2702)

Primer coat

Innolux rolling primer in the desired quality, e.g. Innolux Walzgrund (2736).

Intermediate sanding



Grit size 320 – 400

Then sand with abrasive cloth (e.g. Scotch Brite by 3M).

Sanding straight through must be avoided, as this may lead to differences in the grain accentuation, which are further increased by yellowing with aging.

Remove sanding dust.

Topcoat

With a suitable UV topcoat for roller application such as Innolux Decklack (2760) in the chosen gloss level.

ORDERING INFORMATION

Size of trading unit

25 kg

Colour shades / Glosslevels

Innolux Haftpromotor Farblos (2702000200)

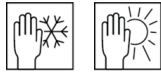
Supplementary products

Innolux Decklack (2760)
Innolux Walzgrund (2736)
PUR-Spezial-Verdünner 8505 (8505)
Waschverdünner 8501 (8501)

Please refer to the corresponding technical data sheets of the products.

FURTHER DETAILS

Durability / storage



Min. 1 year(s) in the original sealed containers.

Make sure the product is protected against moisture, direct sunlight, frost and high temperatures (above 30 °C).

Close opened containers well and use up the content as soon as possible.

Technical specifications

Delivery viscosity: 85 – 95 seconds according to DIN 53211
(6 mm measuring cup, 20 °C)

Safety information



The product is only suitable for industrial use.

During work, wear fastened-up working clothes, protective gloves made of butyl rubber and safety goggles with side protection! If the product comes into contact with your eyes, rinse immediately with water and consult a doctor! Remove dirty, soaked clothing immediately! If the product comes into contact with your skin, wash off immediately with plenty of soap and water!

Further information on the subject of safety during transport, storage and handling as well as disposal can be found in the relevant safety data sheet. The current version can be accessed on the Internet at www.adler-lacke.com.